

OriGen

BIOMEDICAL

ACCESSORY CATALOG



Mission Statement:

**We create innovative medical products
that improve people's lives.**



The OriGen Accessory Sets are intended to be used for fluid transfer.

Why Choose OriGen?

QUALITY COMMITMENT

Product quality is the foundation of all product design at OriGen, and each product is produced with the intention to improve patient health. A Certificate of Conformance (CoC) is included with each Accessory Set. OriGen is certified to ISO 13485 and MDSAP, and is regularly inspected by the FDA, ISO-certification organizations, and our customers. We maintain worldwide certifications to cGMPs, and our products are registered with regulatory agencies across the world.

CUSTOMER COMMITMENT

OriGen is not just another supplier; we are a partner committed to providing our customers with solutions tailored to their specific needs. As an OriGen customer, you can be sure that attention to detail has gone into every product with the OriGen label.

USER-INSPIRED DESIGN COMMITMENT

OriGen Biomedical is able to develop unique products that meet the requirements of your application. As part of our commitment to provide user-inspired products, cell processing professionals can work with OriGen to develop a unique solution through our Customer Driven Product Development Process. Product configurations which include different connectors and cap materials, multi-port connections, SCD tube sets and more are available. Let OriGen know how we can help improve productivity. Minimum quantities apply. You can expect to receive products within 17-24 weeks from the receipt of a Purchase Order.

ORDERING INFORMATION


Sterile and individually pouched, for single use only. To place an online order, please fill out [this form](#).

- This catalog contains both stock and non-stock products.
- The symbol (*) appears throughout the catalog and indicates the fluid path of the product can be exposed to 100% DMSO solution for at least 24 hours without showing signs of degradation or visible product changes.
- Drawings are not to scale and tubing lengths may be shortened to better highlight component detail.

Sterile Access & Spike Adapters



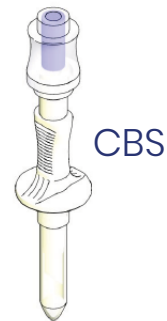
NFV



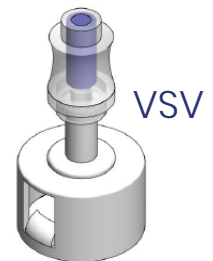
SC-1



PC2-B



CBS

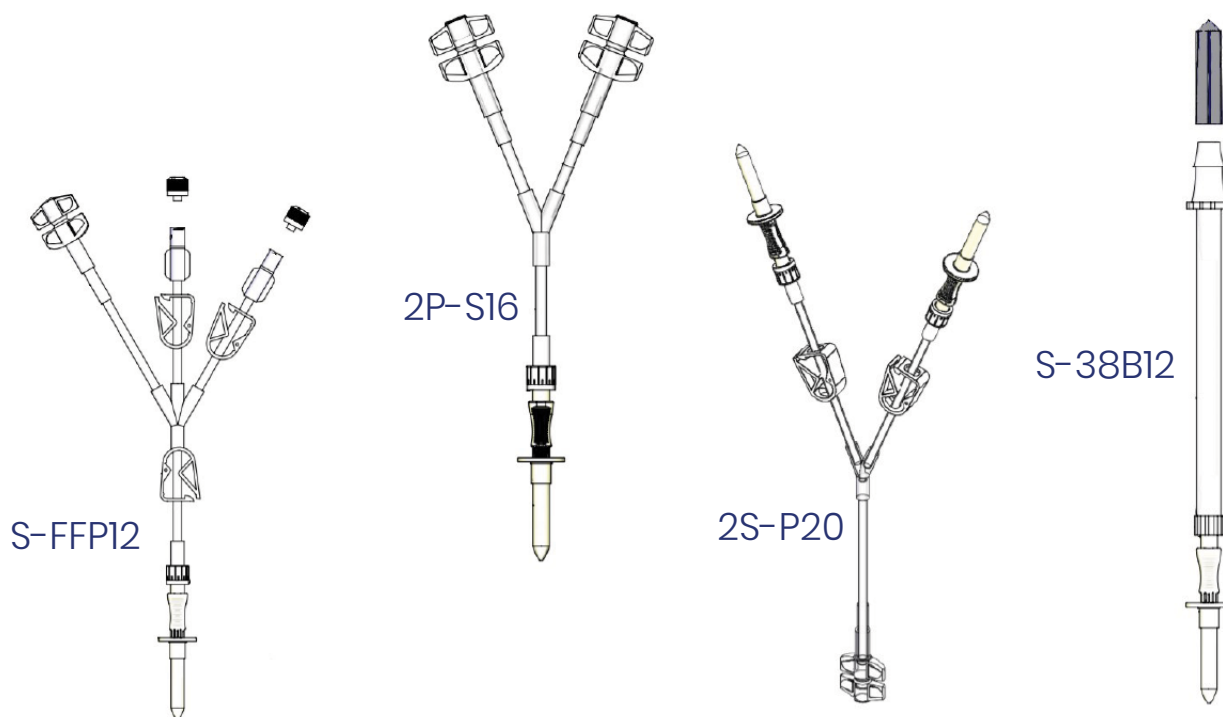


VSV

PART CODE	PRODUCT DESCRIPTION	CASE QUANTITY	STOCK/NON-STOCK
NFV*	Needle-free valve with caps	10	Stock
PC2-B	Protective cap for female luer	50	Non-Stock
CT	Cryotape. Cryogenic tape that is stable in LN vapor phase 1¼" X 8" strips	10	Stock
SC-1*	A 4-way stopcock that regulates the flow of fluid through a tube	50	Stock
CBS*	One spike with needle-free valve	50	Stock
IBS	One spike with needle injection site	50	Non-Stock
VSV*	Vial spike with needle-free valve	10	Stock

* indicates 100% DMSO resistance

Spike Adapters & Manifold Sets



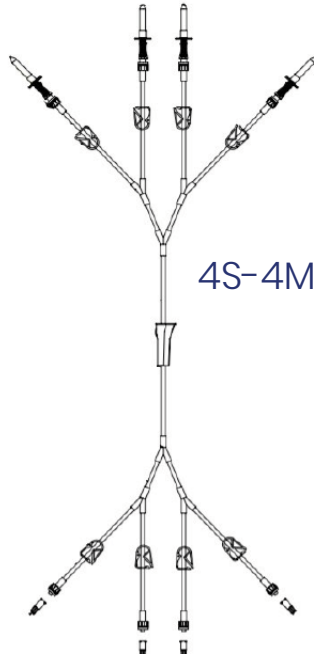
PART CODE	PRODUCT DESCRIPTION	CASE QUANTITY	STOCK/NON-STOCK
S-FFP12	One spike to one spike port and two female luers with 12cm SCD tubing and pinch clamps	20	Stock
2P-S16	Two spike ports to one spike with 16cm SCD tubing	20	Non-Stock
2S-P20	Two spikes to one spike port with 20cm SCD tubing and pinch clamps	20	Stock
S-38B12*	One spike to one 3/8" barb with 12cm tubing	25	Stock
S-S50	One spike to one spike with 50cm of SCD tubing and pinch clamp	50	Non-Stock

* indicates 100% DMSO resistance

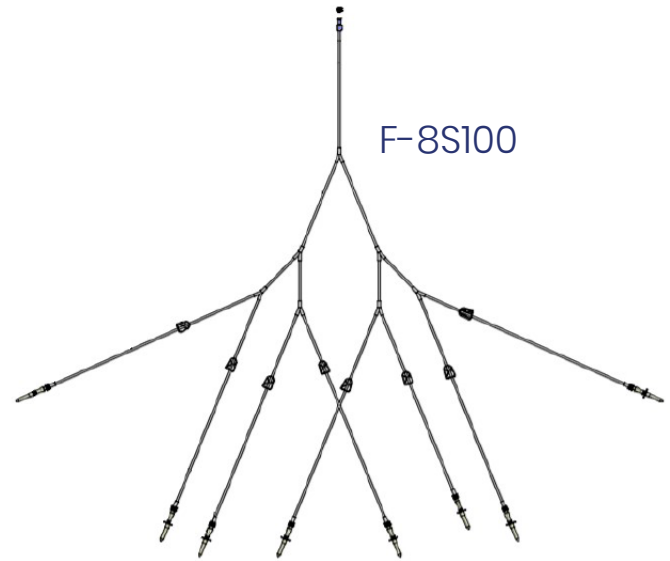
Spike Adapters & Manifold Sets



S-F10



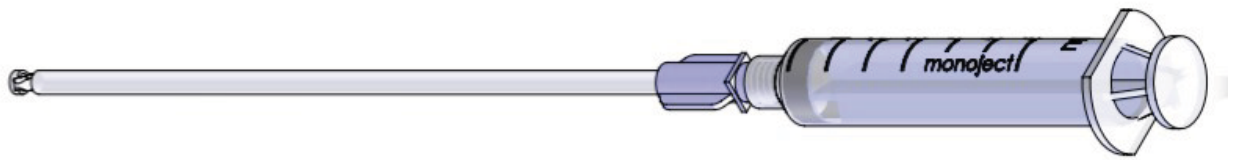
4S-4M60



F-8S100

PART CODE	PRODUCT DESCRIPTION	CASE QUANTITY	STOCK/NON-STOCK
S-F10*	One spike to one female luer with 10cm of tubing and pinch clamp	50	Stock
S-F50	One spike to one female luer with 50cm of SCD tubing and pinch clamp	50	Stock
S-M50	One spike to one male luer with 50cm SCD tubing and pinch clamp	50	Stock
4S-4M60	Four spikes to four male luers with 60cm SCD tubing, roller and pinch clamps	12	Stock
F-8S100	One female luer to eight spikes with 100cm SCD tubing and pinch clamps	12	Non-Stock

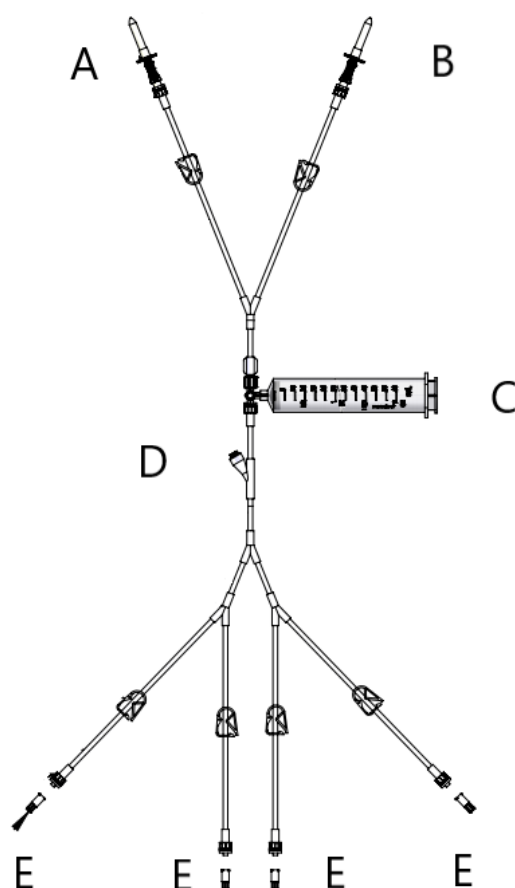
* indicates 100% DMSO resistance



RF-T15

PART CODE	PRODUCT DESCRIPTION	CASE QUANTITY	STOCK/NON-STOCK
15-R3FT	3ml syringe on a female luer with 15cm sealed SCD tubing	25	Non-Stock
R3F-T15	3ml syringe on a female luer with 15cm sealed SCD tubing	25	Stock
RF-T15	6ml syringe on a female luer with 15cm sealed SCD tubing	25	Stock
15-RF12-T	12ml syringe on a female luer with 15cm sealed SCD tubing	25	Stock
15-RF20-T	20ml syringe on a female luer with 15cm sealed SCD tubing	25	Stock
15-RF60-T	60ml syringe on a female luer with 15cm sealed SCD tubing	25	Stock
RV-T15	6ml syringe on a needle-free valve with 15cm SCD tubing (tubing is plugged with a breathable vent)	25	Non-Stock
RV50-T15	60ml syringe on a needle free valve with 15cm SCD tubing (tubing is plugged with a breathable vent)	20	Non-Stock

PART CODE	PRODUCT DESCRIPTION	CASE QUANTITY	STOCK/NON-STOCK
CC1	Two spikes to a 3-way stopcock, 60ml syringe and needle-free valve to four male luers with 70cm SCD tubing and pinch clamps.	12	Stock
CC2	One spike and male luer to a 3-way stopcock, 60ml syringe and needle-free valve to four male luers with 70cm SCD tubing and pinch clamps.	12	Stock



EXAMPLE OF USE:

Close all pinch clamps. Attach cells to spike (A) and attach freeze media to spike (B). Attach up to four CryoStore™ freezing bags via male luers (E). Seal off any unused tubes to reduce cell loss. Open pinch clamps to the desired pathway, transfer cells and solutions.